



**Warning:** Before installation, commissioning, and operation, ensure that the pressure transmitter is suitable for the application in terms of measuring range, design and environmental conditions. Non-observance can result in serious injury and/or damage to equipment. **Intended use:** This instrument converts pressure into an electrical signal. The instrument has been designed and built solely for the intended use described here and may only be used accordingly. If the equipment is used in a different manner, the protection provided by the equipment may be impaired and Trafag shall not be liable for any claims at all.

**Related documents**

**Datasheet**

NAI 8273

FPI 8237

**Interface description**

**IODDs**



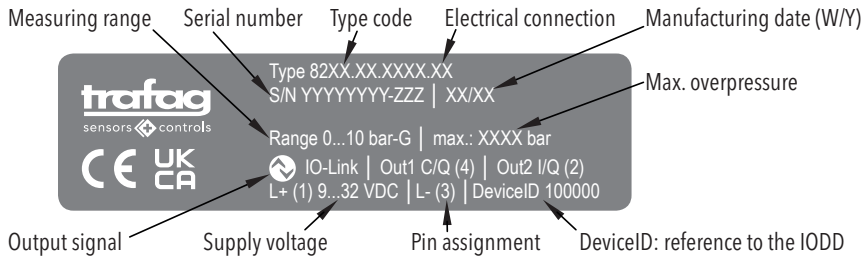
[www.trafag.com/H72621](http://www.trafag.com/H72621)

[www.trafag.com/H72622](http://www.trafag.com/H72622)

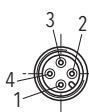
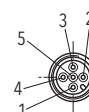
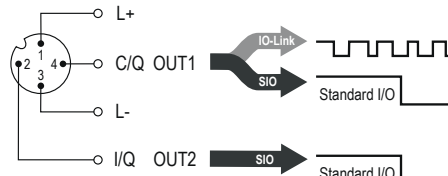
[www.trafag.com/H73664](http://www.trafag.com/H73664)

To download the IODDs for the NAI 8273 and FPI 8237 devices refer to: [https://ioddfinder.io-link.com](http://https://ioddfinder.io-link.com)

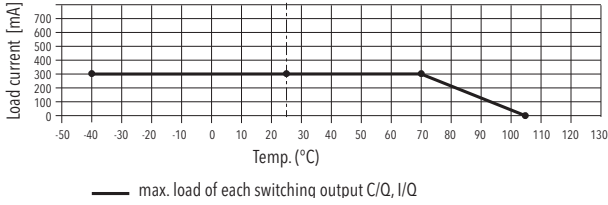
**Type label description (example)**



**Electrical connections**

Type code	8273.XX.XXXX.32	8237.XX.XXXX.35
Designation	M12x1 4-pole	M12x1 5-pole
Pin configuration		 Pin 5: no function and not connected
		

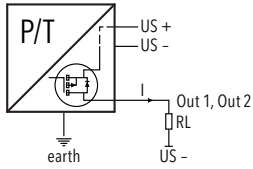
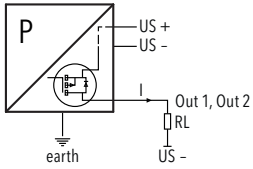
# Load depending on ambient temperature



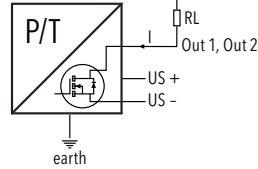
## Connection of loads to switch contacts

(Switching output polarity)

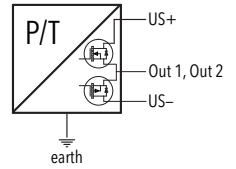
### PNP



### NPN

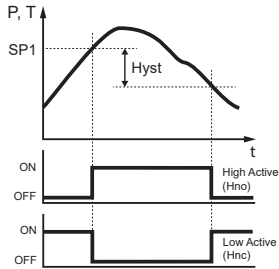


### Push-Pull

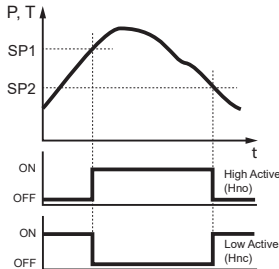


## Config. modes of the switching signal channels / switching outputs

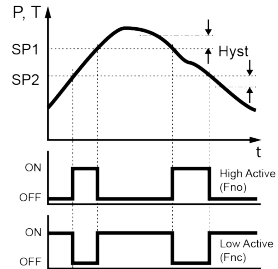
### Single point mode



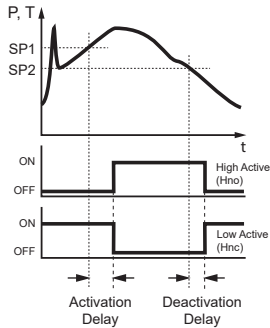
### Two point mode



### Window mode



### Delay



For parameterisation details refer to the Interface description  
[www.trafag.com/H73664](http://www.trafag.com/H73664)