



Warning: Before installation, commissioning, and operation, ensure that the pressure transmitter is suitable for the application in terms of measuring range, design and environmental conditions. Non-observance can result in serious injury and/or damage to equipment. **Intended use:** This instrument converts pressure into an electrical signal. The instrument has been designed and built solely for the intended use described here and may only be used accordingly. If the equipment is used in a different manner, the protection provided by the equipment may be impaired and Trafag shall not be liable for any claims at all.

Related documents

Datasheet

NAI 8273

FPI 8237

Interface description

IODDs



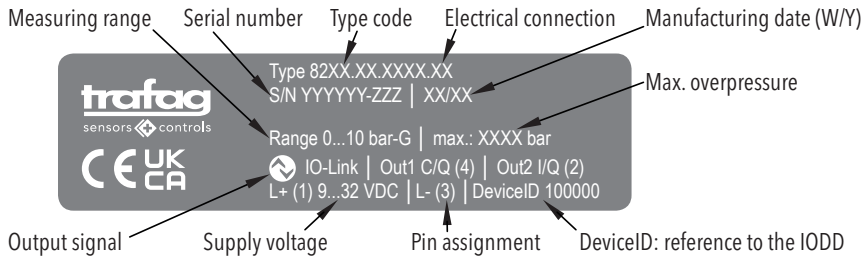
www.trafag.com/H72621

www.trafag.com/H72622



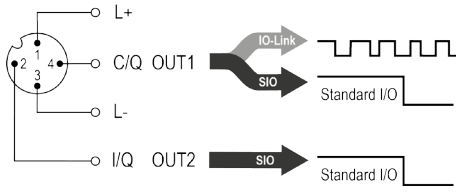
www.trafag.com/H73664

To download the IODDs for the NAI 8273 and FPI 8237 devices refer to: https://ioddfinder.io-link.com

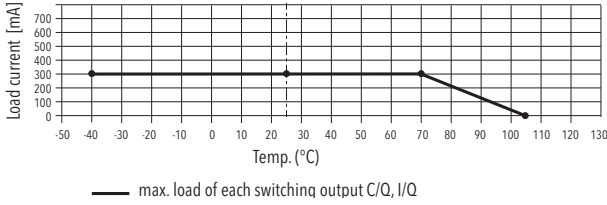
Type label description (example)



Electrical connections

Type code	8273.XX.XXXX.32	8237.XX.XXXX.35
Designation	M12x1 4-pole	M12x1 5-pole
Pin configuration		 Pin 5: no function and not connected
		

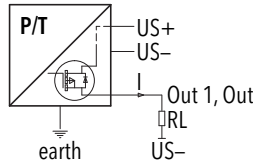
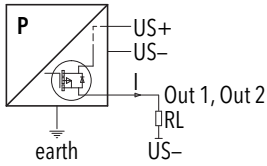
Load depending on ambient temperature



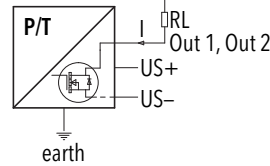
Connection of loads to switch contacts

(Switching output polarity)

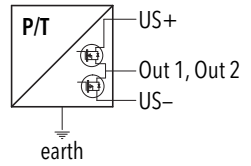
PNP



NPN

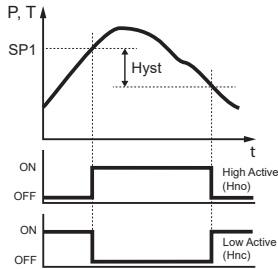


Push-Pull

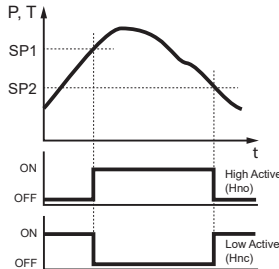


Config. modes of the switching signal channels / switching outputs

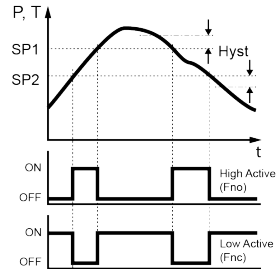
Single point mode



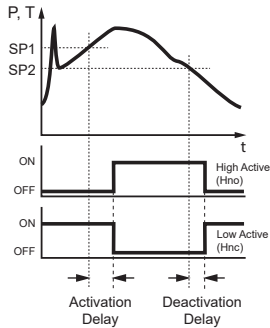
Two point mode



Window mode



Delay



For parameterisation details refer to the Interface description
www.trafag.com/H73664

Modifications

Index	Data	Description
a	02/2023	New Instructions
b	04/2023	Integration FPI 8237
