



Warning: Before installation, commissioning, and operation, ensure that the pressure transmitter is suitable for the application in terms of measuring range, design and environmental conditions. Non-observance can result in serious injury and/or damage to equipment.

Intended use: This instrument converts pressure into an electrical signal.

The instrument has been designed and built solely for the intended use described here and may only be used accordingly. If the equipment is used in a different manner, the protection provided by the equipment may be impaired and Trafag shall not be liable for any claims at all.

Datasheets

EPR 8283



www.trafag.com/H72319

EPI 8287



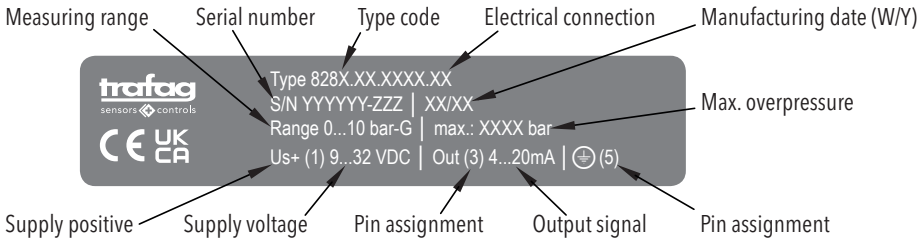
www.trafag.com/H72317

EPN 8288

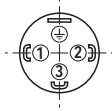

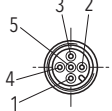
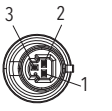
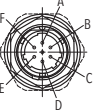
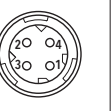


www.trafag.com/H72318

Type label description (Example)



Electrical connections

Designation	EN175301-803A (DIN43650-A)	Cable (PVC) (PUR) 4 x 0.25mm ²	M12x1 5-pol.	Packard Metri Pack 3-pol.	MIL-C 26482	DIN 72585 Code 1
Type code	828X.XX.XXXX.05	828X.XX.XXXX.08/22/24	828X.XX.XXXX.35	828X.XX.XXXX.51	828X.XX.XXXX.02	828X.XX.XXXX.25
Pin configuration						

Output

4 ... 20 mA
0 ... 5 VDC
0.5 ... 5 VDC
1 ... 6 VDC
0 ... 10 VDC
0.5 ... 4.5 VDC ratiom.

Load resistance

(U_{SUPPLY} - 9V) / 20mA
> 2.5 kΩ
> 5.0 kΩ
> 5.0 kΩ
> 5.0 kΩ
> 5.0 kΩ
≥ 5.0 kΩ

I_{SUPPLY}

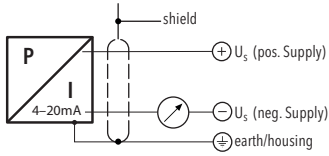
<10 mA
<10 mA
<10 mA
<10 mA
<10 mA
≤ 10 mA

U_{SUPPLY}

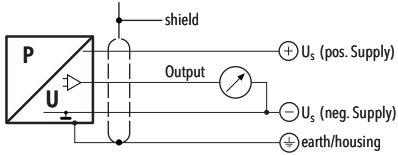
9 ... 32 VDC
9 ... 32 VDC
9 ... 32 VDC
9 ... 32 VDC
15 ... 32 VDC
5 (4.75 ... 5.25) VDC

Connection of the measuring equipment

Current output 2-wires



Voltage output 3-wires



Adjustment of connector EN 175301-803 A

⚠ Only versions without Loctite securing of housing nut

